

BULK BREWER

# B-COMPACT



**BRAVOR  
BONAMAT**

Brewing  
your coffee  
SINCE 1948

B - C O M P A C T

# Compact in size. Powerful in performance.

**The B-Compact is designed to brew large volumes of quality filter coffee with ease. With the ability to brew 10 litres in a single cycle (approximately 75 cups), it combines capacity with precision.**

Its pump system enables a controlled flow of water during the brew process, while the intuitive control panel allows operators to set the desired brewing temperature. Together, these features provide full control over the brewing process.

The result is a consistent, good taste and the right serving temperature.

Designed with mobility, convenience and robust technology in mind, the B-Compact is a reliable solution for locations where high volumes of coffee are needed, without complex installation or intensive operation.





B - C O M P A C T

# Built for versatile environments

**The B-Compact is developed for locations where reliable coffee service is essential, but where equipment must remain practical and easy to use.**

Its compact footprint and mobile design make it suitable for a wide range of environments, such as:

- Mid-size hotels and lodges
- Conference and event venues
- Outdoor hospitality locations, such as safari lodges
- Catering environments

In these environments, the B-Compact provides a dependable solution for serving larger groups with consistent coffee quality.

B - C O M P A C T

# How it works



**The B-Compact is designed for a straightforward and controlled brewing process.**

The water reservoir is filled and heated to either the set pre-heat temperature or directly to the desired brewing temperature. Heating a 10-litre volume takes approximately 20 minutes.

Once the set brewing temperature is reached, the system pumps the water to the water divider, where it is evenly spread over the coffee bed. The brewing process then begins, resulting in a consistent and well-balanced batch of coffee. The B-Compact offers flexible operation modes to suit different usage scenarios.

Operators can choose to pre-heat the water in advance, and start brewing when consumers are expected to arrive; to provide a quick serving time and the freshest coffee. Or fully automate the brew process by heating and starting the brew cycle automatically.



B - C O M P A C T

# Precision in the brewing process

**A key feature of the B-Compact is its controlled pump system. The pump transports water to the top of the coffee bed without the need to boil it, helping to prevent overheating and to preserve the coffee's flavour.**

By regulating the pump, the operator can control how much water is supplied and when. This provides the flexibility to work with different grind sizes. As a result, operators have more freedom to fine-tune the brewing process and explore different flavour profiles.

This level of control allows the brewing cycle to be defined more precisely, resulting in a well-balanced coffee with full aroma and reliable quality in every batch.

B - C O M P A C T

# Optimal heat for better taste

Temperature has a direct influence on coffee quality. Setting the right brewing temperature helps bring out the best in the coffee and prevents burnt flavours.

With the B-Compact, the brewing temperature can be easily set via the control panel. This allows operators to fine-tune the brewing process and get the best out of their coffee beans.

The result is coffee that is ready to serve at the right temperature.



B - C O M P A C T

# Balanced performance and value

The B-Compact is positioned in the middle of the bulk brewer range, offering a well-balanced combination of capacity, technology and affordability.

This makes the B-Compact a practical choice for businesses looking for professional coffee equipment with an accessible investment level.



B-COMPACT

# Accessories

## Included



### Driptray

Keep countertops clean by catching drips and spills. The drip tray is easy to remove and clean, and comes with a stainless steel grid.

## Optional



### Glass decanter

The glass coffee pot from Bravilor Bonamat has a capacity of 1.7 liters. Thanks to the ergonomic design of the pot, the taste of fresh filter coffee is perfectly preserved. The lid and handle are made of sturdy plastic.



### Filter pan

Designed for use with filter cups, the filter pan handles support an easy to clean procedure of the filter pan.














### Basket filter paper B10 (HW)

These filters ensure optimal coffee distribution and a delicious aroma. Due to their shape and volume, they are the optimal solution for grounded coffee. The basket filters are packed in boxes of 250 pieces.

## QUALITY & INNOVATION



### Specifications

	Pre-heat temperature	75 °C
	Brew temperature	85 - 95 °C
	Keep warm temperature	75 - 90 °C
	Brew time	4 - 20 min
	Water connection	fixed or manual (no accessories required)
	Brew volume	4-10 L
	Drip tray volume	1,5 L
	Dispense height	180 mm
	Rated power	230V 50 / 60Hz 2500W
	Filter paper	B10 round filter paper
	Dimensions (W x D x H)	386 x 550 x 632 mm

# Brewing your coffee

SINCE 1948

**bravilor.com**

**Bravilor Bonamat BV**

Pascalstraat 20

1704 RD Heerhugowaard

The Netherlands

V09.06/26

The contents of this brochure are subject to change. For the most up-to-date specifications, prices, and availability, please visit [bravilor.com](http://bravilor.com)

**BRIVILOR  
BONAMAT**